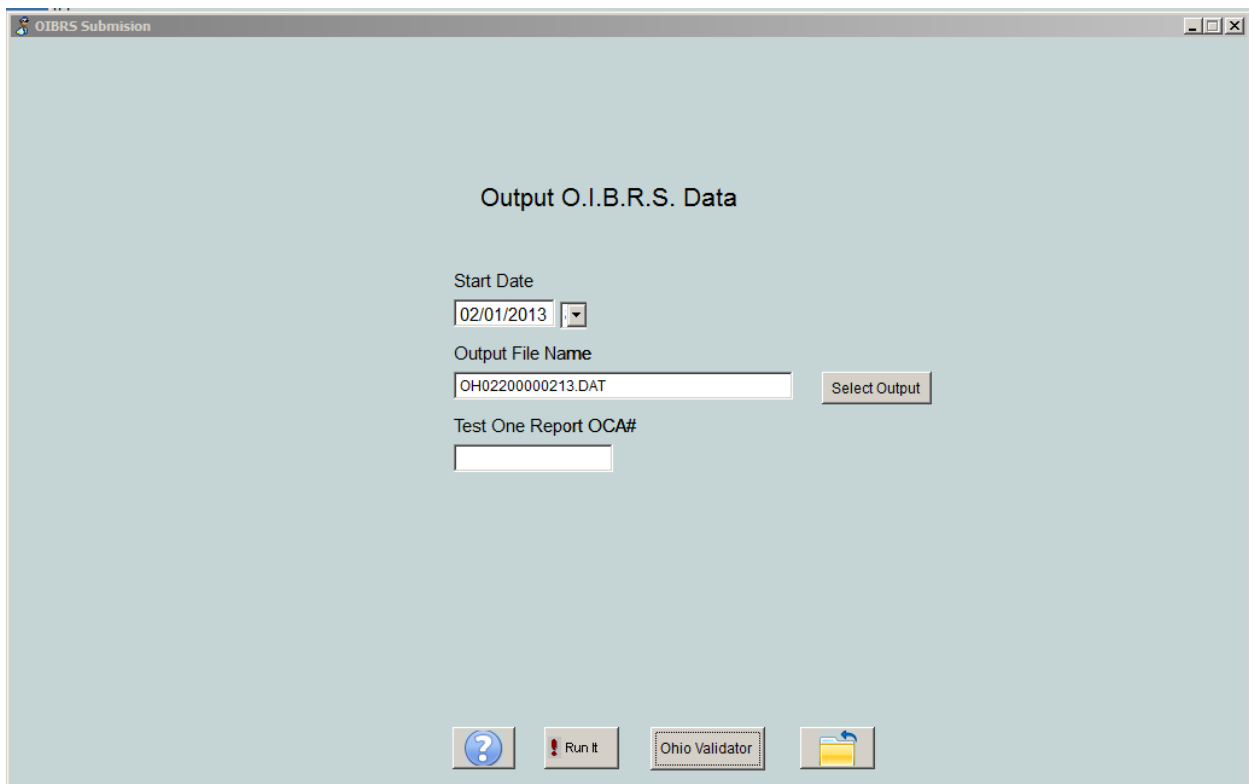


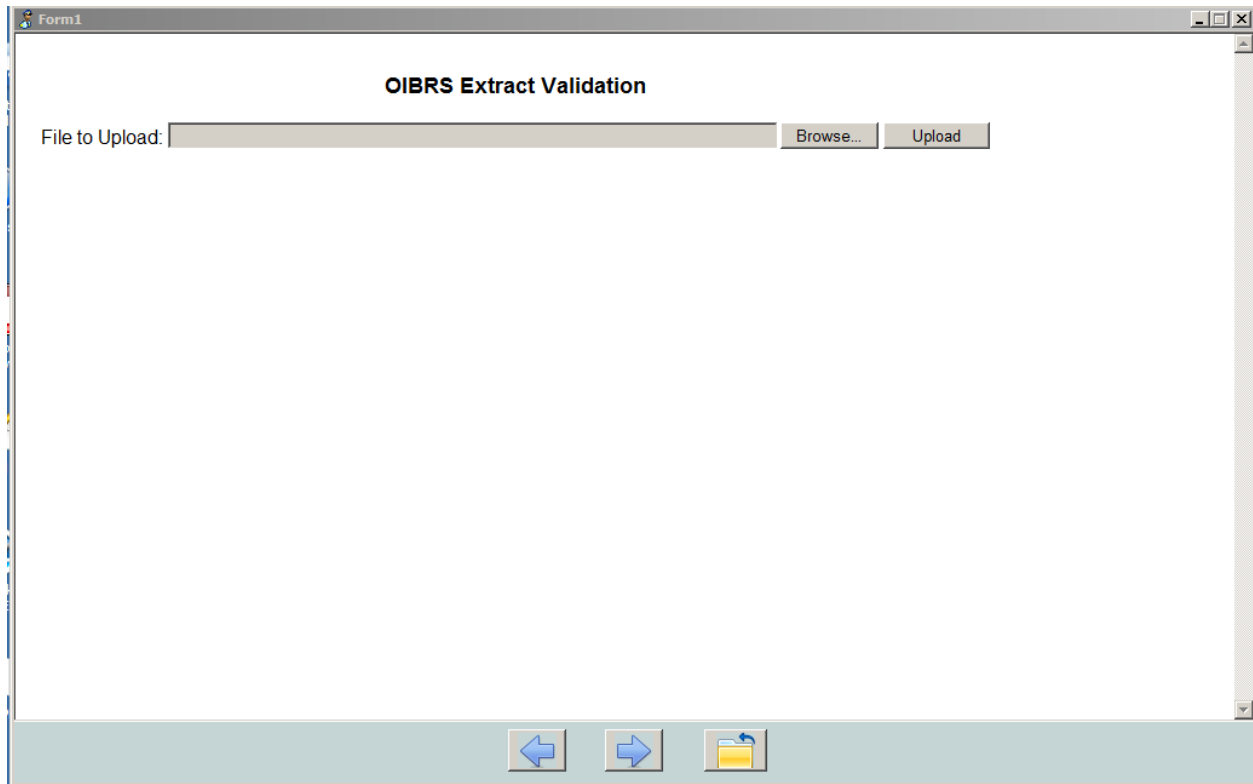
O.I.B.R.S Submission

The O.I.B.R.S submission screen extracts data from typically the previous month of Incident reports and creates a submission file to be sent to the state of Ohio. The start date represents the first day of the month that you want to submit records for. The Output file name defaults to the agencies ORI plus the month and year of the submission. The Select Output allows the user to select the location where the output file will be created. Pressing the Run it outputs the data. This process may take several minutes.



The screenshot shows a software window titled "OIBRS Submission". The main area contains the text "Output O.I.B.R.S. Data". Below this, there are three input fields: "Start Date" with a dropdown menu showing "02/01/2013", "Output File Name" with a text box containing "OH0220000213.DAT" and a "Select Output" button to its right, and "Test One Report OCA#" with an empty text box. At the bottom of the window, there are four buttons: a help button (question mark), a "Run It" button (with a red exclamation mark icon), an "Ohio Validator" button, and a folder icon button.


The Ohio Validator button opens a link to the Ohio online O.I.B.R.S. validation system. Press the Browse button and locate the file that was created by the TAC OIBRS submission and then press Upload. The Ohio System will then check the submission file.



The screenshot shows a web browser window titled "Form1". The main content area is titled "OIBRS Extract Validation". Below the title, there is a text input field labeled "File to Upload:". To the right of this field are two buttons: "Browse..." and "Upload". At the bottom of the form, there is a light blue bar containing three navigation icons: a left-pointing arrow, a right-pointing arrow, and a refresh/circular arrow icon.

O.I.B.R.S. Error Report:

INCIDENT NUMBER	VALIDATION ERRORS
12167293	No offenses reported that allow for Cargo Theft data to be submitted. Mandatories Common Data Elements - Offense Code is Missing Global Edits - Group A Incident Reports require minimum of four segments
12163124	Mandatories Common Data Elements - Offense Code is Missing Global Edits - Group A Incident Reports require minimum of four segments
12167293	Incident contains invalid offense codes in offense segment / arrestee segment
12167862	Victim Segment: Victim Offenses are blank Mandatories Common Data Elements - Offense Code is Missing Mandatories Common Data Elements - Victim Offense Link Missing Victim Segment: Data Element Victim Offense Code - cannot be blank Global Edits - Group A Incident Reports require minimum of four segments
	Offense Segment: Data Element Offense Code - Not linked to any Victims Victim Segment: Data Element Victim Offense - No corresponding entry in Offense Segment Global Edits: Each offense segment must have a victim segment linked to it Ohio Edit: Criminal Activity requires to be J, G or N



The Test One Report OCA# is utilized to help test a single report that fails validation. Enter the report number to output and press Run It. The system will output that one report only.

Page 2 displays the actual submission file content.

Page1		Page2	
0	OH0220000		
1	A	OH022000012163124	2012110102:02012110102:0F20120101MARG 44870 3303 SR101 TIFFIN AV SANDUSKY OH
2	OH022000012163124	451119A1 C A 41	U
4	OH022000012163124	1	4200MWBROHAZ600 180 N
5	OH022000012163124	004451119A1	S
6	OH022000012163124	0112163124	201211011N451119A1 99 42 MWBROHAZ600 180
	N		
7	OH0220000	1 1 0 1 0 1	

